

Department of Education & Workforce

EDSTEPS

A process for Connections and Coherence



Dr. Diane A. Neal, Senior Programs Manager
Diane.neal@education.ohio.gov
614-728-3483

EDSTEPS

The Education Department's System of Tiered E-Plans and Supports



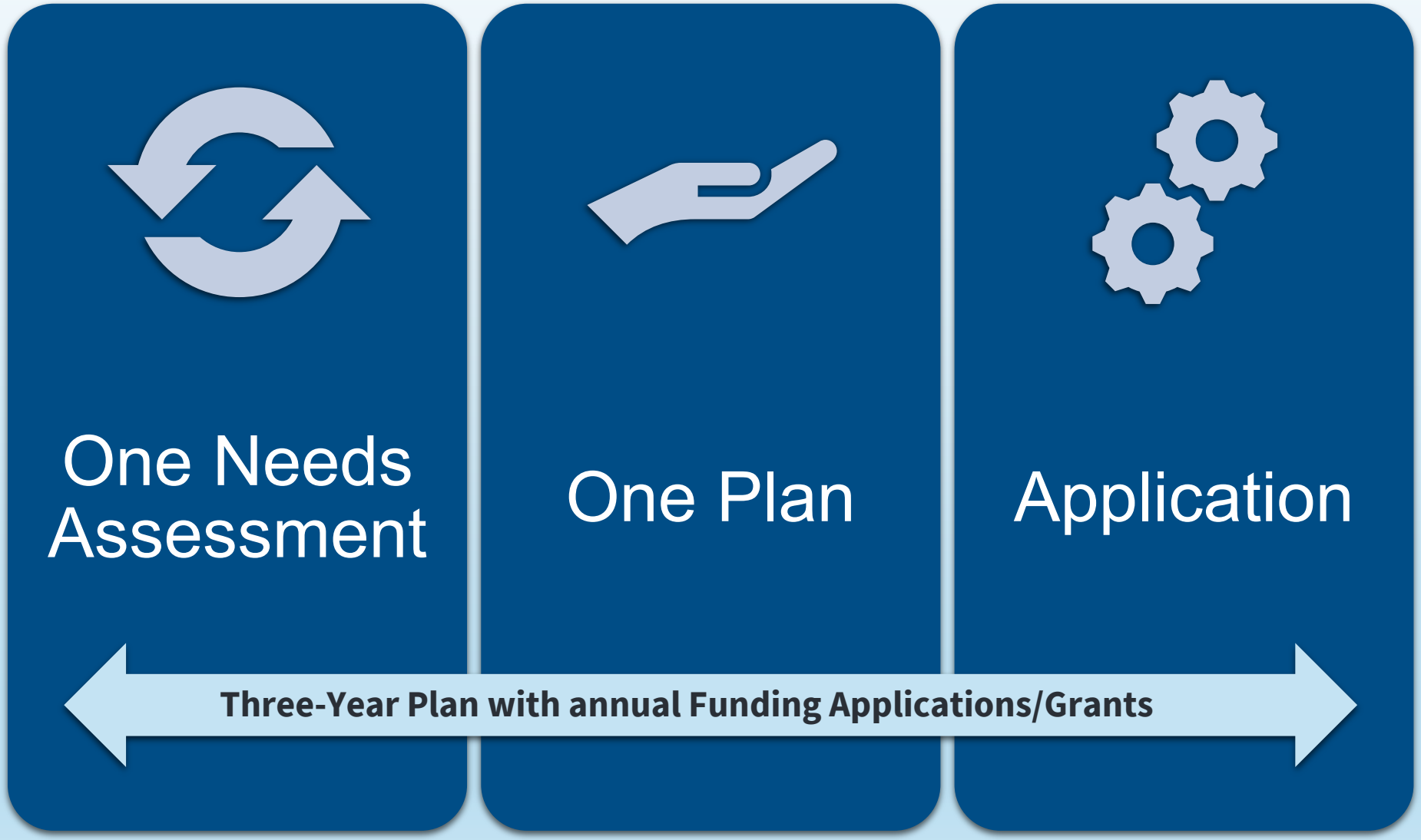
One Needs Assessment
One Plan
Application
Three-Year Plan with annual Funding Applications/Grants

THE GUIDED PROCESS…

A framework for implementing a continuous improvement cycle.

Facilitates district-wide improvement in instructional practices and student performance.

Guides districts and schools as they complete, implement, monitor, and adjust their One Needs Assessments, One Plans, and funding sources.

A 5 STEP CONTINUOUS IMPROVEMENT PROCESS

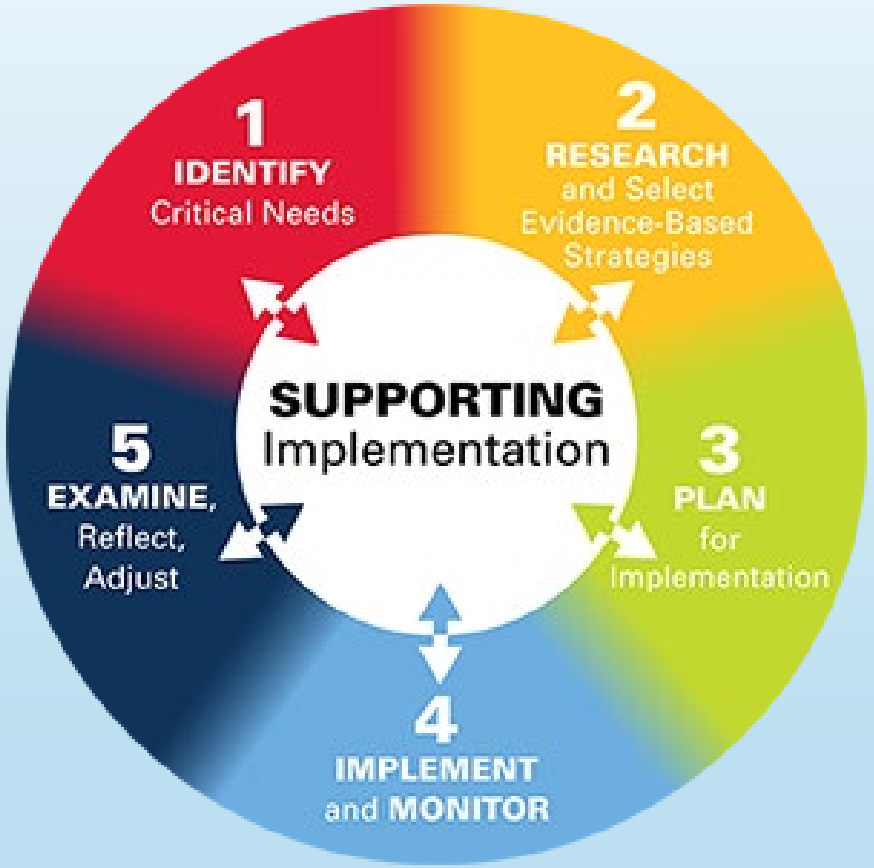

- Develops and supports the entire system as a learning organization
- Provides data to plan for both staff and student improvement
- Builds capacity through support and accountability
- Sustains an open and collaborative culture
- Supports systems for ongoing improvement

WHICH COHORT COMPLETES THE ONE PLAN

- Cohort 1 Schools will Complete a 3-Year Plan Now for FY25-27. Begin next cycle in FY27 for FY28
- Cohort 2 and 3 schools continue with current plans. They may revise plans as needed.
  - Cohort 2 will do next 3-Year Plan in FY25 for FY26 Plan
  - Cohort 3 Districts will do next 3-year plan in FY26 for FY27



This Photo by Unknown Author is licensed under CC BY-NC

EDSTEPS

NAVIGATION



Enter your OH|ID username, password and click the “**Log In**” button.

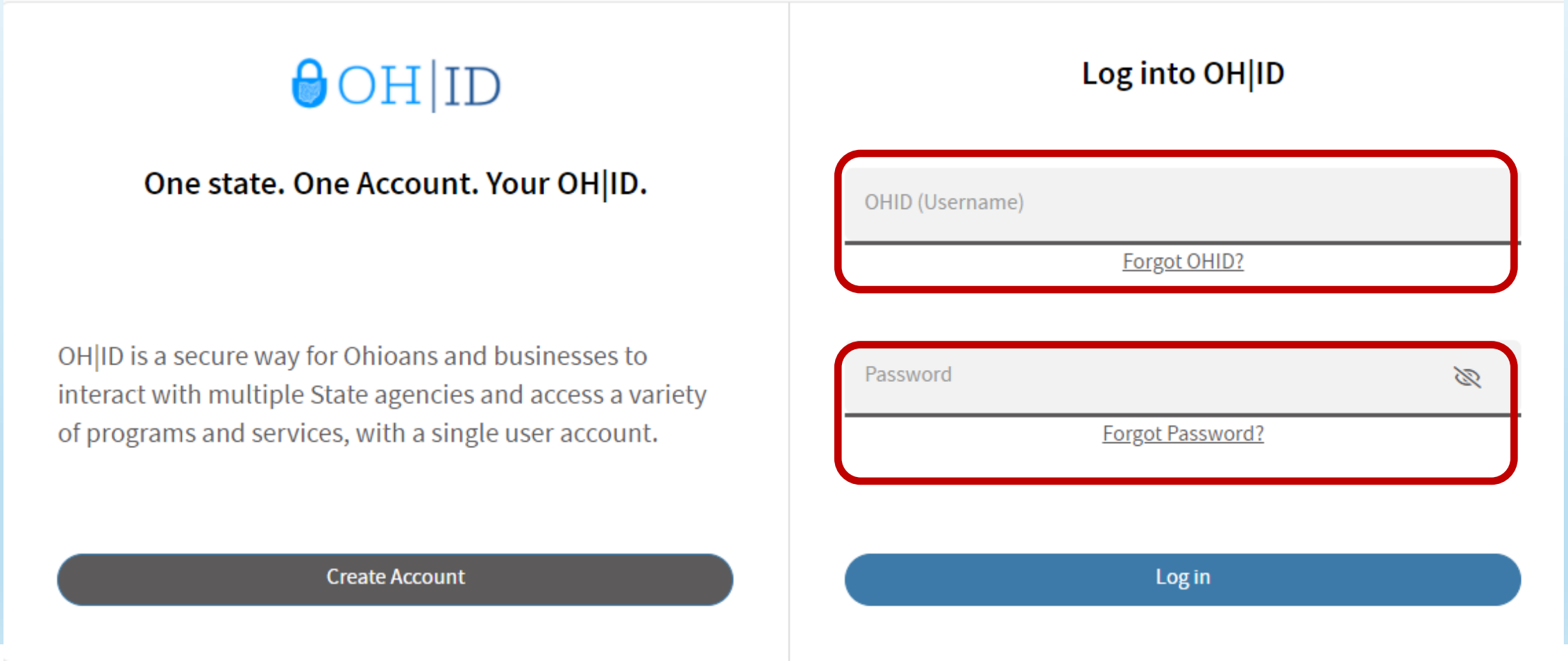

ED STEPS Navigation



Dashboard

One Needs Assessment

One Plan

Funding Application

CCIP

OEDS Roles - Important

ED STEPS Website

[OEDS Role Identification Chart]

Controlled by district OEDS Administrator

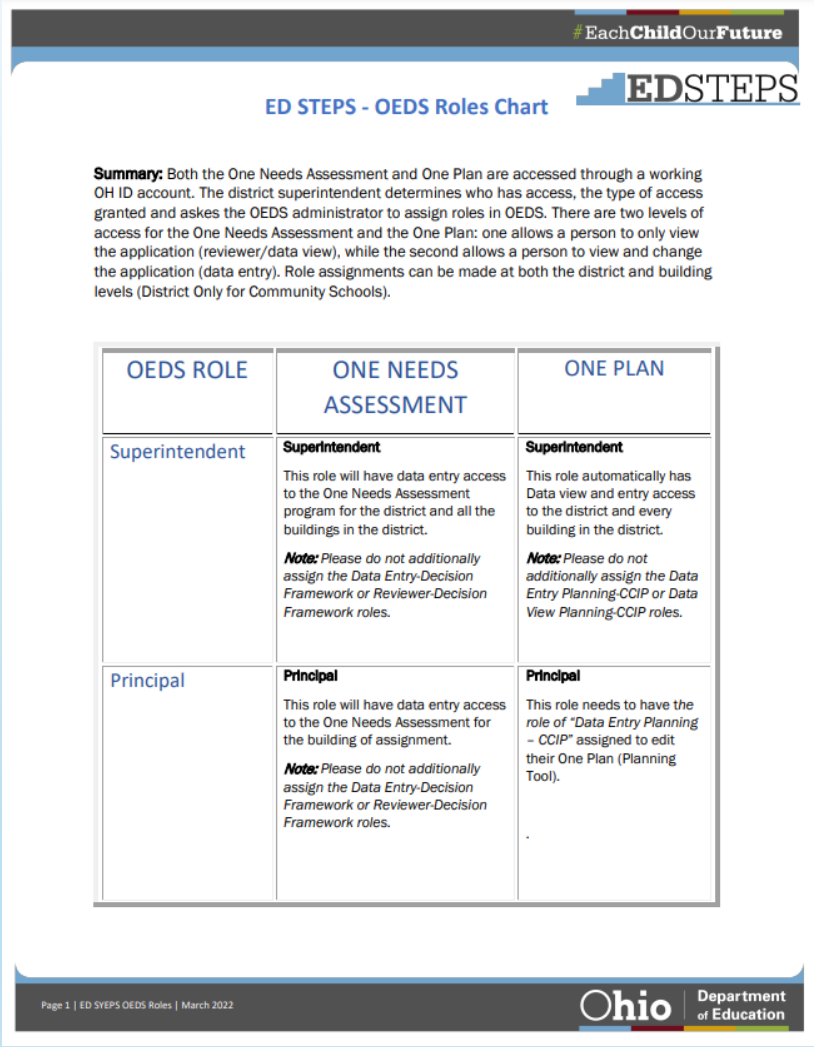

#EachChildOurFuture

EDSTEPS

ED STEPS - OEDS Roles Chart

Summary: Both the One Needs Assessment and One Plan are accessed through a working OH ID account. The district superintendent determines who has access, the type of access granted and askes the OEDS administrator to assign roles in OEDS. There are two levels of access for the One Needs Assessment and the One Plan: one allows a person to only view the application (reviewer/data view), while the second allows a person to view and change the application (data entry). Role assignments can be made at both the district and building levels (District Only for Community Schools).

OEDS ROLE	ONE NEEDS ASSESSMENT	ONE PLAN
Superintendent	**Superintendent** This role will have data entry access to the One Needs Assessment program for the district and all the buildings in the district. ***Note:*** *Please do not additionally assign the Data Entry-Decision Framework or Reviewer-Decision Framework roles.*	**Superintendent** This role automatically has Data view and entry access to the district and every building in the district. ***Note:*** *Please do not additionally assign the Data Entry Planning-CCIP or Data View Planning-CCIP roles.*
Principal	**Principal** This role will have data entry access to the One Needs Assessment for the building of assignment. ***Note:*** *Please do not additionally assign the Data Entry-Decision Framework or Reviewer-Decision Framework roles.*	**Principal** This role needs to have the *role of "Data Entry Planning – CCIP"* assigned to edit their One Plan (Planning Tool).

Page 1 | ED SYEPS OEDS Roles | March 2022

Ohio Department of Education

OH|ID

SECURITY DEVELOPERS MANAGE OH|ID ACCOUNT

Log Out Help Search

MY APPS APP STORE ACCOUNT SETTINGS IDENTITY ASSURANCE RECENT ACTIVITY DEVICES

My Apps

Scott May | OHID: 10180796 | Scott.May@education.ohio.gov

Click the star to pin your favorite apps to the top of the page.

CCIP

Grant application & planning system

Details Open App

Compliance

Tracks grant monitoring, program analysis, data

Details Open App

ED STEPS

One Needs Assessment and One Plan

Details Open App

Monitoring

Tracks grant monitoring, program analysis, data

Details Open App

Nonpublic Data System

Enrollment & federal program information

Details Open App

Department of Education & Workforce

ED STEPS Dashboard | Planning Dashboard | Reports | Admin

EDSTEPS

Organization

Ohio Department of Education and Workforce

View As

Admin

One Needs Assessment

Needs Assessment Tool for Identification

One Plan

Comprehensive Improvement Plan

Funding Application

Funding selection for Comprehensive Improvement Plan

Supports Schools Tool - One Plan Progress Monitoring

Tool for districts and schools to monitor the progress of their One Plans.

Education and Workforce Department's System of Tiered E-Plans and Supports

Welcome to YOUR NEW ED STEPS system! ED STEPS will enable districts to develop one comprehensive plan for student growth and leverage all its federal and other resources in creating programs based on available funding to better serve students and communities. This will make it easier for districts and schools to coordinate administrative planning with program planning and implementation.

It's important to remember that the One Needs Assessment will need to be completed PRIOR to completing the One Plan.

Address Book

Document Library

EDSTEPS Website

DEW Website

EDSTEPS

REVISING YOUR PLAN



EDSTEPS PROCESS

- Three-year plan- Grounded in identified priorities
- Address barriers identified through root cause analysis
- Strategies describe how the school will address barriers to student learning.
- Action steps describe the activities that need to occur to implement the strategy.



PLAN APPROVE STATUS



One Plan Dashboard

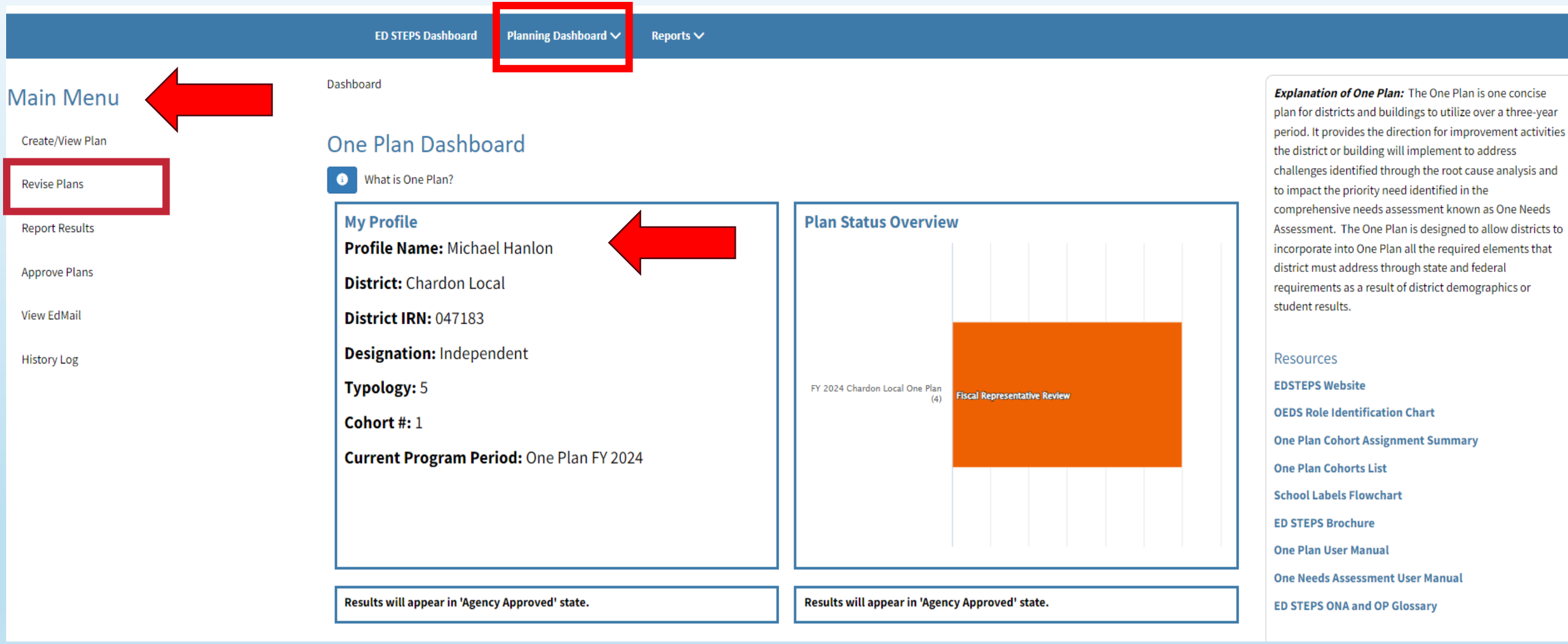

REVISING THE ONE PLAN

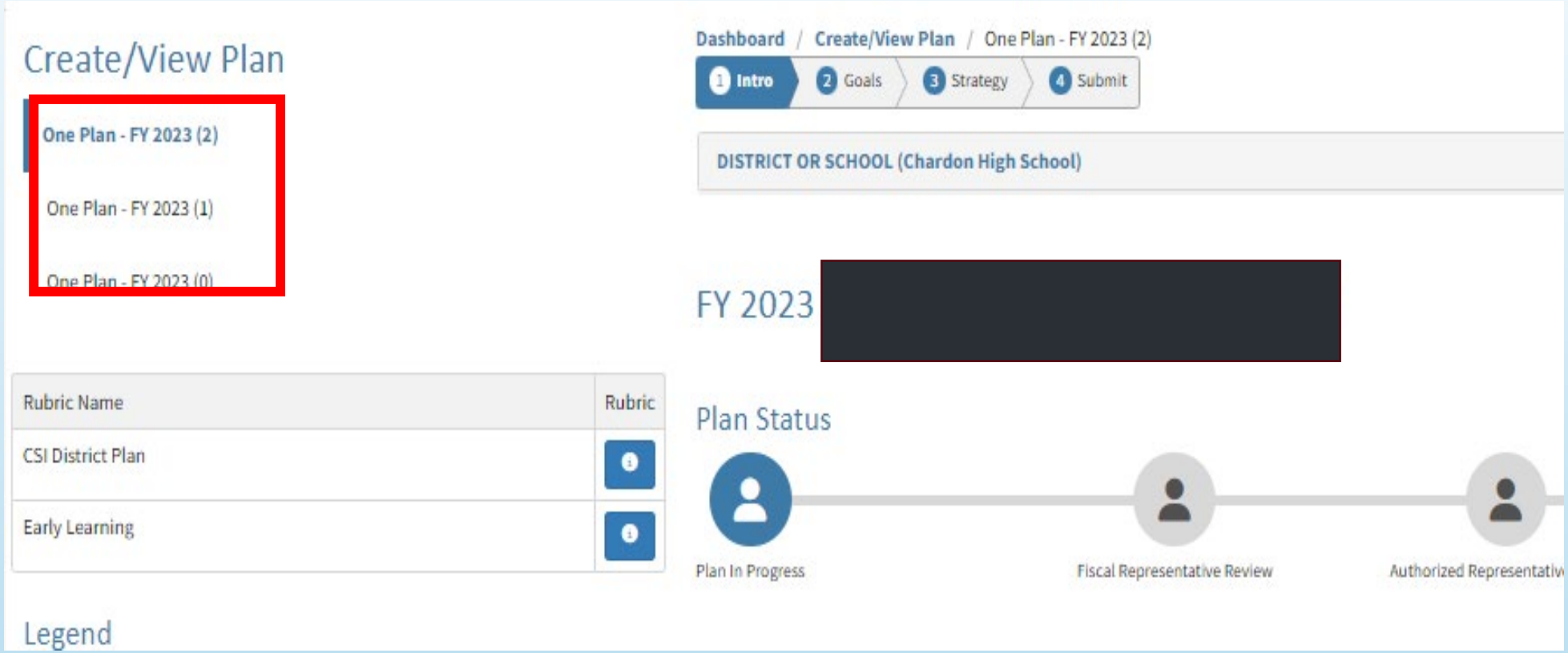

A revision to the plan creates a copy of the previous plan and archives it for your records.

REVISING THE ONE PLAN

- When you need to revise the plan; first determine what needs to be revised to start.
- 1. Put the plan in revision status. – All revisions
- 2. New Goal or Strategy – Need to go back to ONA
- 3. Revise a Goal or Strategy – Begin in One Plan.
- 4. All other revisions would occur in the One Plan. (Update goal statement, edit current strategy, edit or add action steps, student measures, adult measures, fiscal resources)

EDSTEPS

BACK TO ONA: ADD A GOAL OR STRATEGY



Ohio | Department of Education

logout

One Needs Assessment Dashboard

Select A Program

050765 - Ohio Department of Education

Admin

Program Associated To

One Needs Assessment

FY : 2021 Survey Status Count

Click on number to view program types for that status

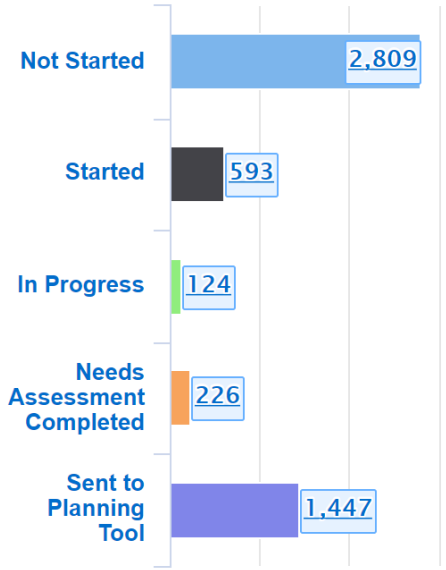

SEARCH BY DISTRICT, BUILDING OR OTHER OPTIONS

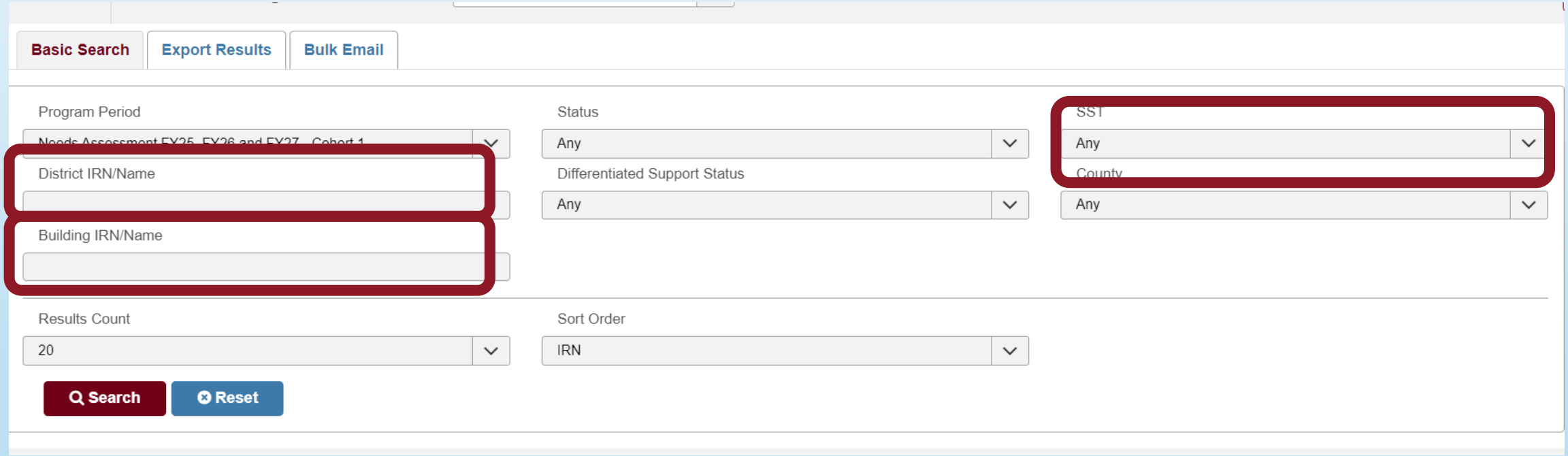

Basic Search | Export Results | Bulk Email

Program Period: Needs Assessment FY25, FY26 and FY27 - Cohort 1

Status: Any

SST: Any

District IRN/Name:

Differentiated Support Status: Any

County: Any

Building IRN/Name:

Results Count: 20

Sort Order: IRN

Search | Reset

Search Results

Organization	Program Period	District	SST	County	Differentiated Support Status	Status
000139 - Alliance Academy of Cincinnati	Needs Assessment FY25, FY26 and FY27 - Cohort 1		009261 - Region 13 State Support Team	Hamilton	Literacy	Not Started

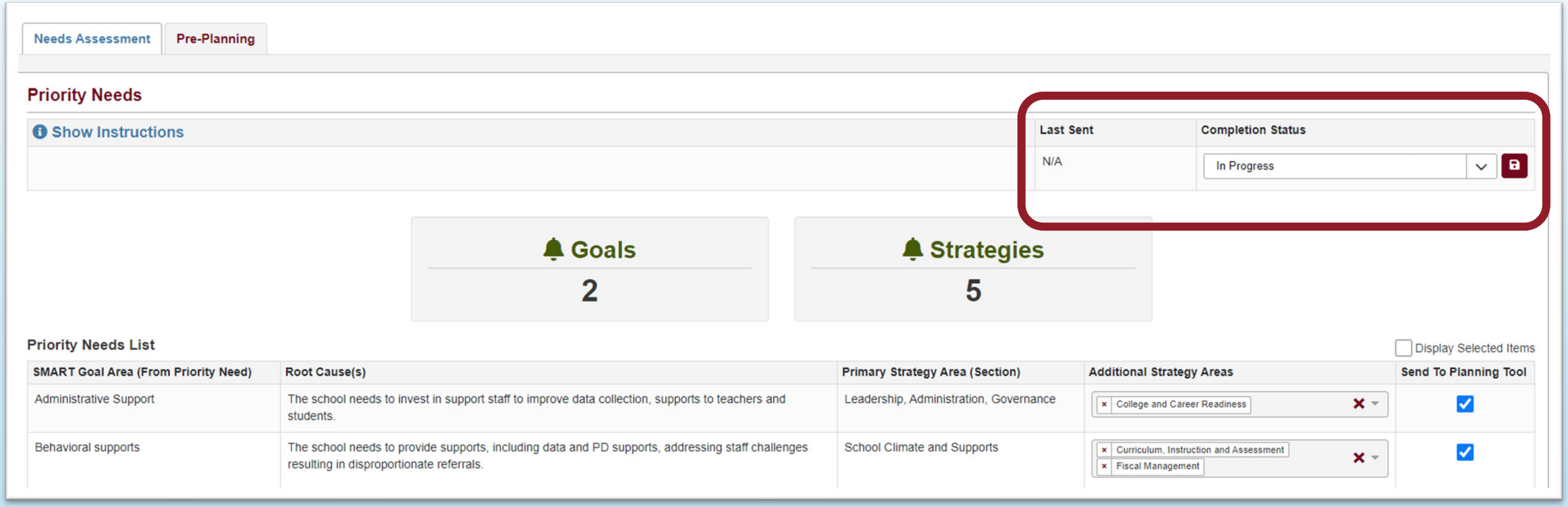

You will need to change the status back to InProgress on the preplanning tab.

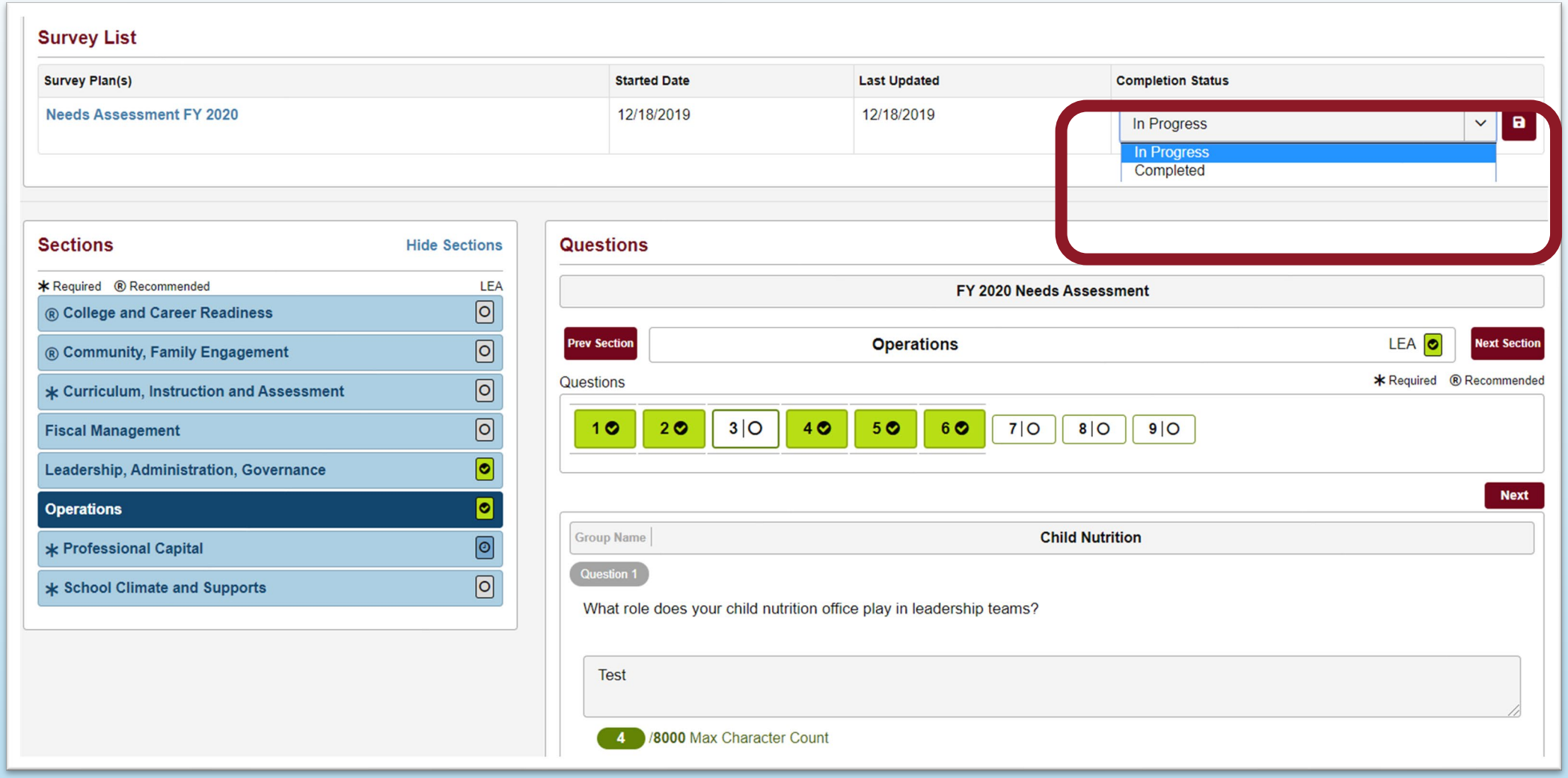

You will also need to the needs assessment back into In Progress.

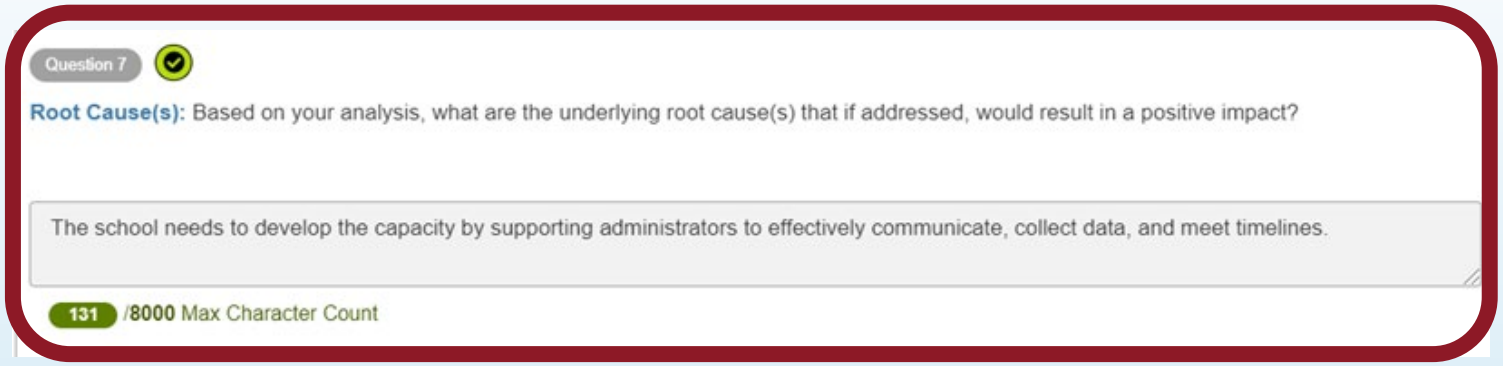

In the needs assessment tab, answer questions you want to review, complete the root cause analysis and then select Yes for priority to have new goal for preplanning tab.

If you only want to make changes to preplanning tab, make any change in needs assessment and then change back to complete to reset the system.

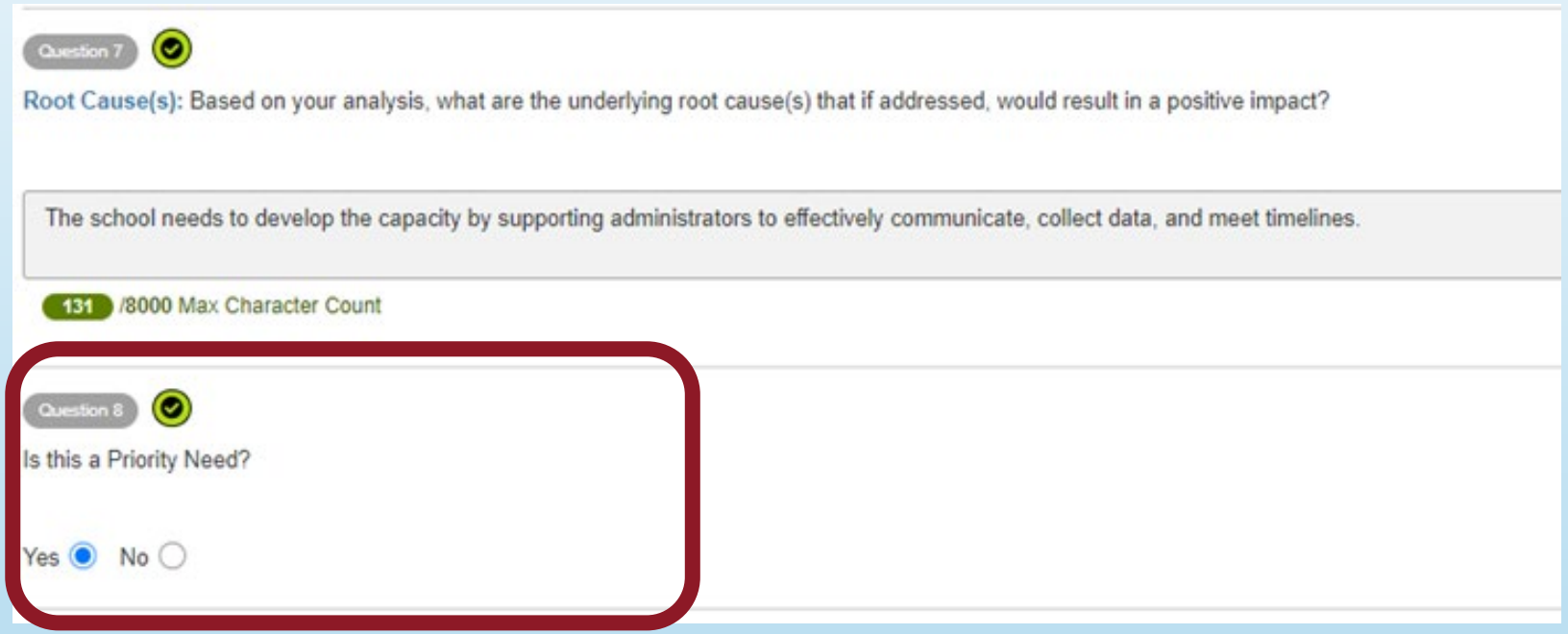

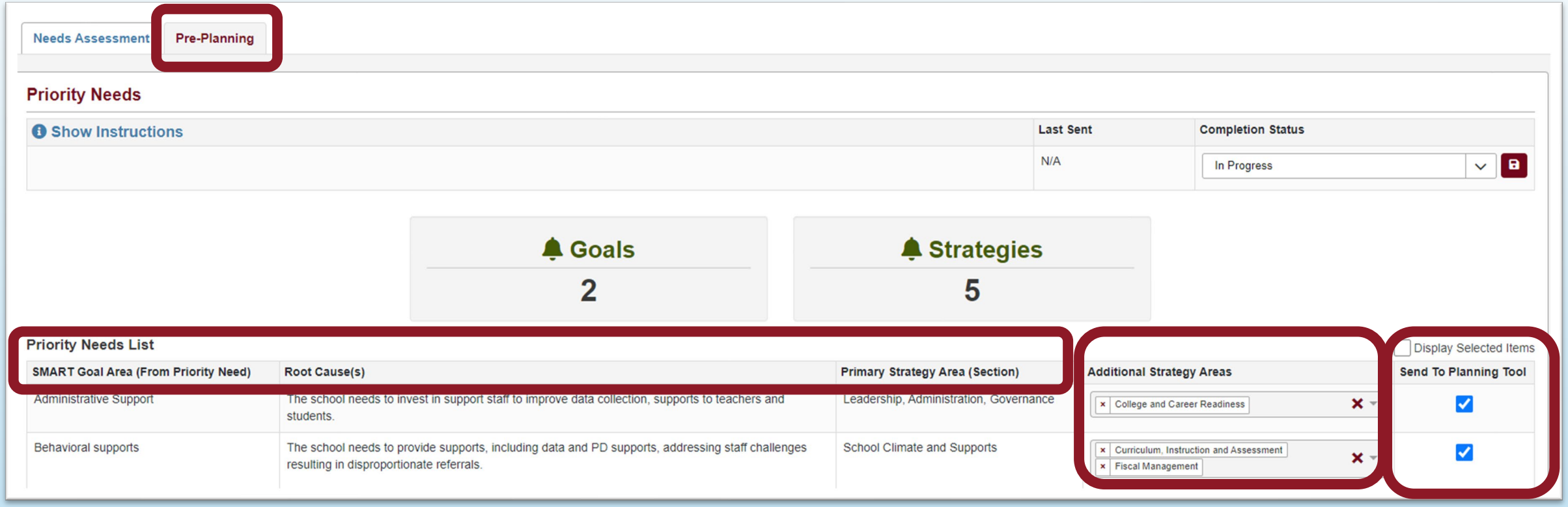

For new goal or strategy, select to send to planning tool and/or add additional strategy to goal. Change the preplanning tab back to completed to update One Plan.

EDSTEPS

Revising the One Plan



REVISING THE ONE PLAN

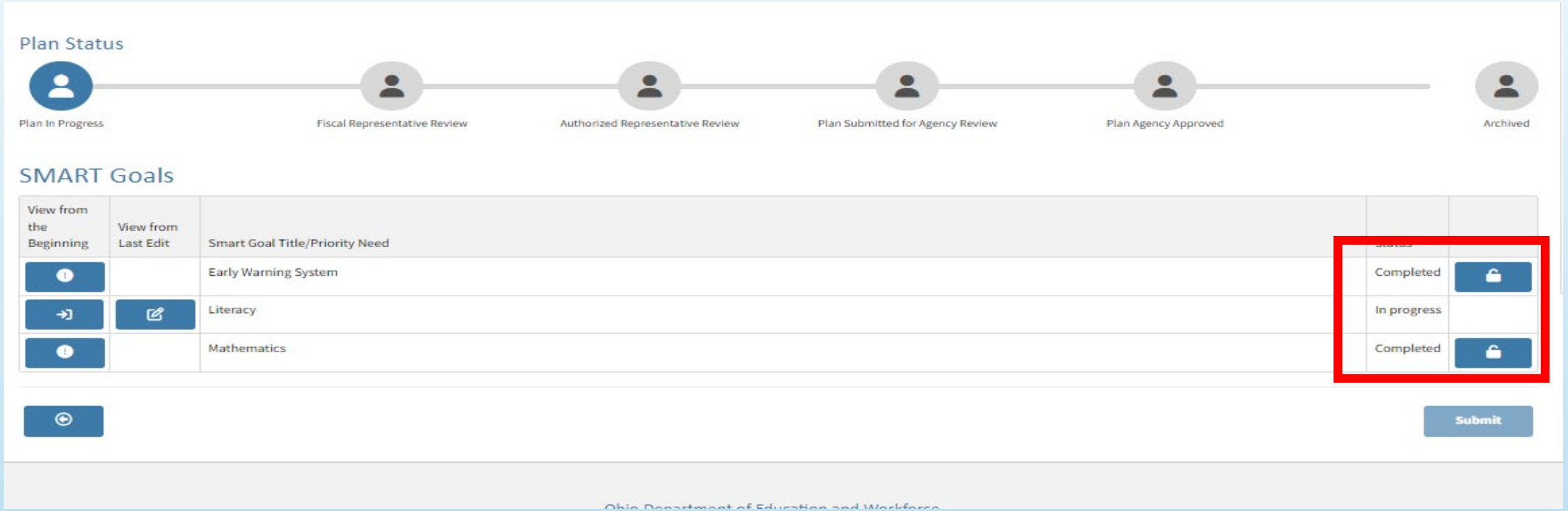

To make revisions in the One Plan, if the goal has been completed, you will need to unlock the goal. Simply click on the lock symbol at end of goal row.

FIRST STEP – BEGIN PLAN

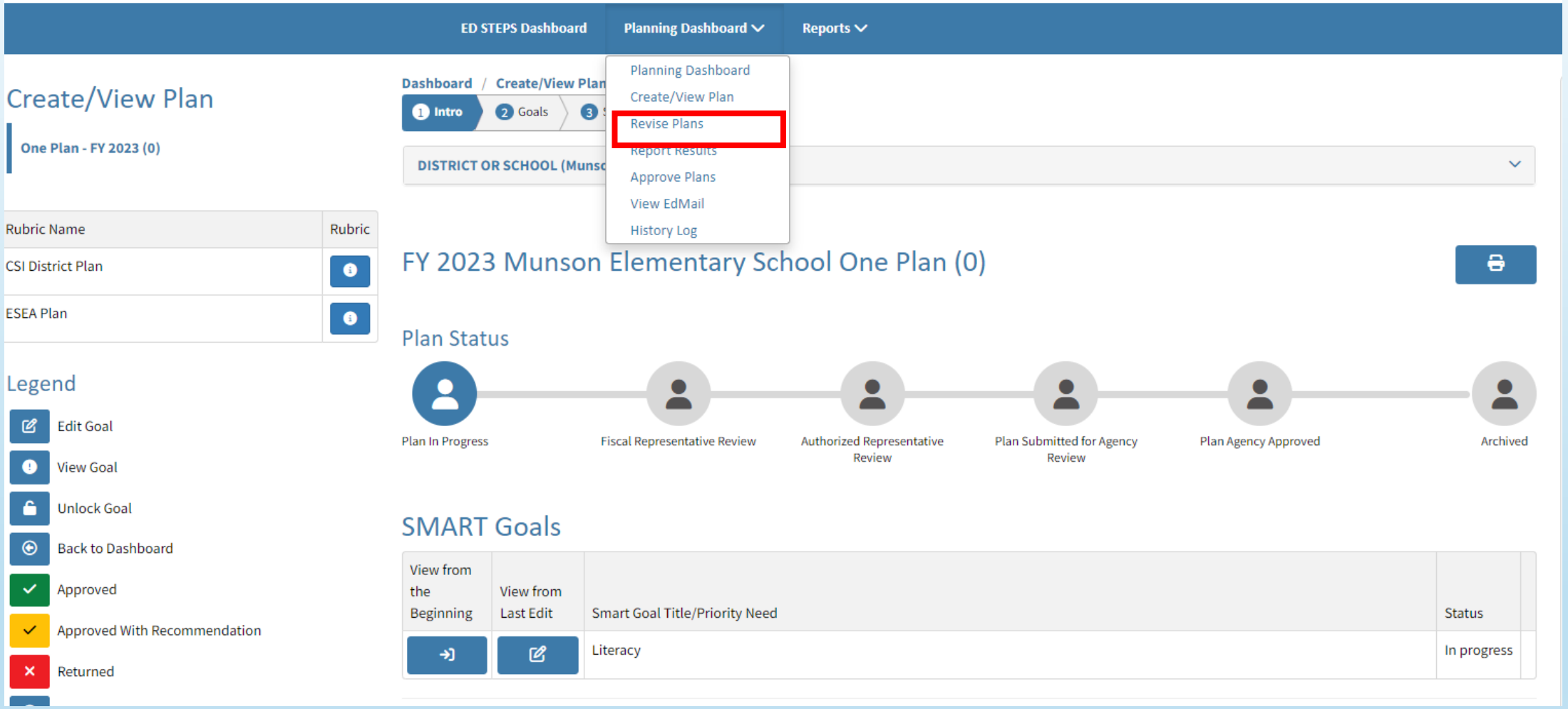

Begin With the SMART Goal

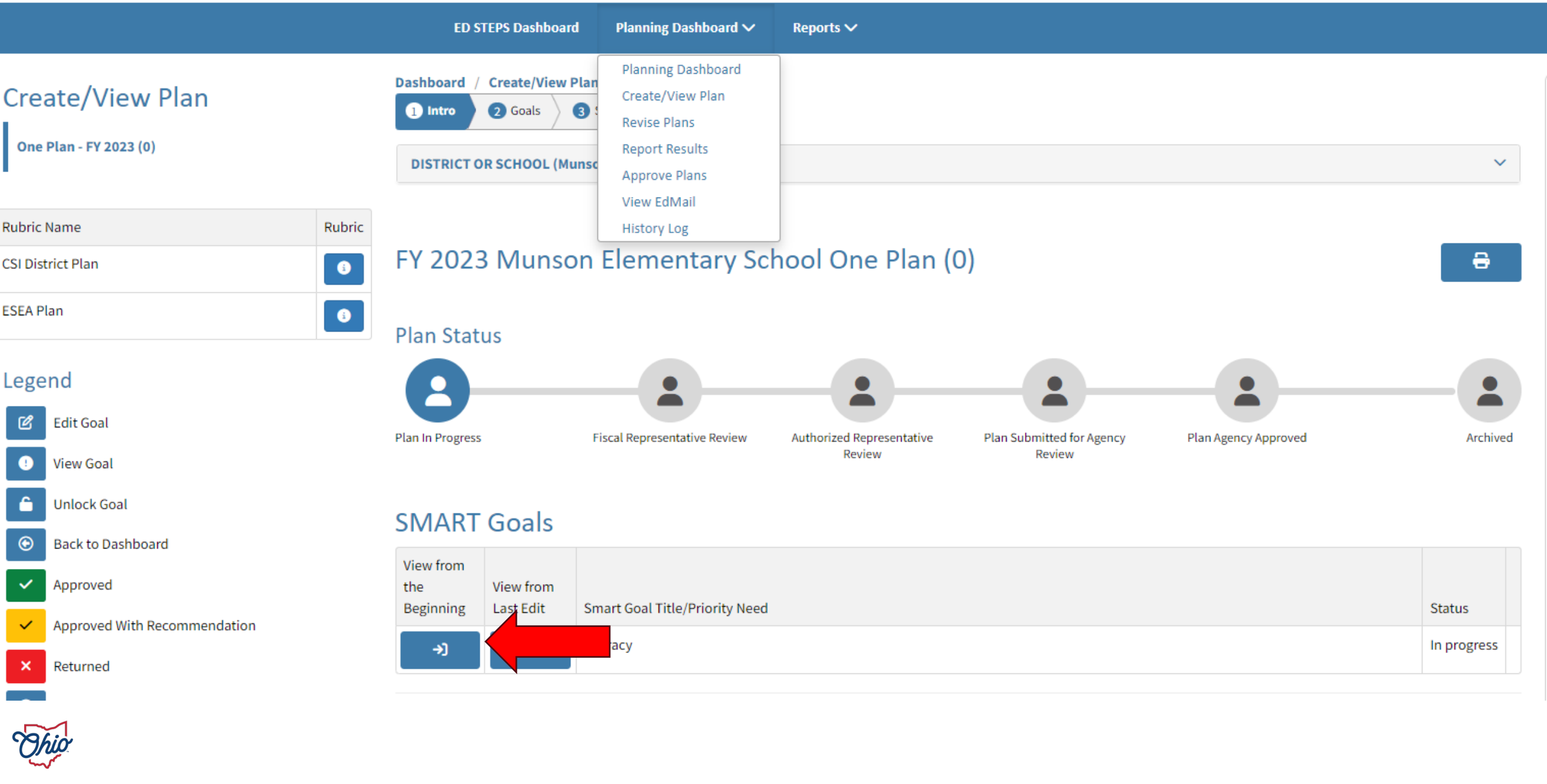

UPDATE THE SMART GOAL STATEMENT

Select your SMART goal statement

- ○ By **DATE** we will improve the performance of **TARGET GROUPS**, **GRADE LEVELS** students at/in **LOCATIONS** to **PERFORMANCE** in **SUBJECT AREA** using **WHAT MEASURE**.
- ○ **TARGET GROUPS** students in **GRADE LEVELS** will **PERFORMANCE** in **SUBJECT AREA** at/in **LOCATIONS** by **DATE** as measured with **WHAT MEASURE**.
- ○ **LOCATIONS** will focus on **SUBJECT AREA** in **GRADE LEVELS** for **TARGET GROUPS** students to **PERFORMANCE** as measured with **WHAT MEASURE** by **DATE**.
- ○ Students in **GRADE LEVELS** at **LOCATIONS** will be progress monitored using **WHAT MEASURE** with an anticipated **PERFORMANCE** in **SUBJECT AREA** focusing for **TARGET GROUPS** students by **DATE**.
- ○ **PERFORMANCE** will be achieved by **DATE** with **TARGET GROUPS** students for **SUBJECT AREA** in **GRADE LEVELS** at/in **LOCATIONS** using **WHAT MEASURE** to monitor groups.
- ○ **SUBJECT AREA** will **PERFORMANCE** at **LOCATIONS** in **GRADE LEVELS** with **TARGET GROUPS** using **WHAT MEASURE** by **DATE**.
- ○ Using **WHAT MEASURE**, **TARGET GROUPS** students in **GRADE LEVELS** attending **LOCATIONS** will **PERFORMANCE** in **SUBJECT AREA** by **DATE**.



All Students, Students with Disabilities students in **First Grade, Second Grade** will **increase 80 %** in **Reading/Literacy** at/in **Munson Elementary School** by **06/30/2025** as measured with **State Report Card - Performance Index**.

Adding Evidence-Based Strategies

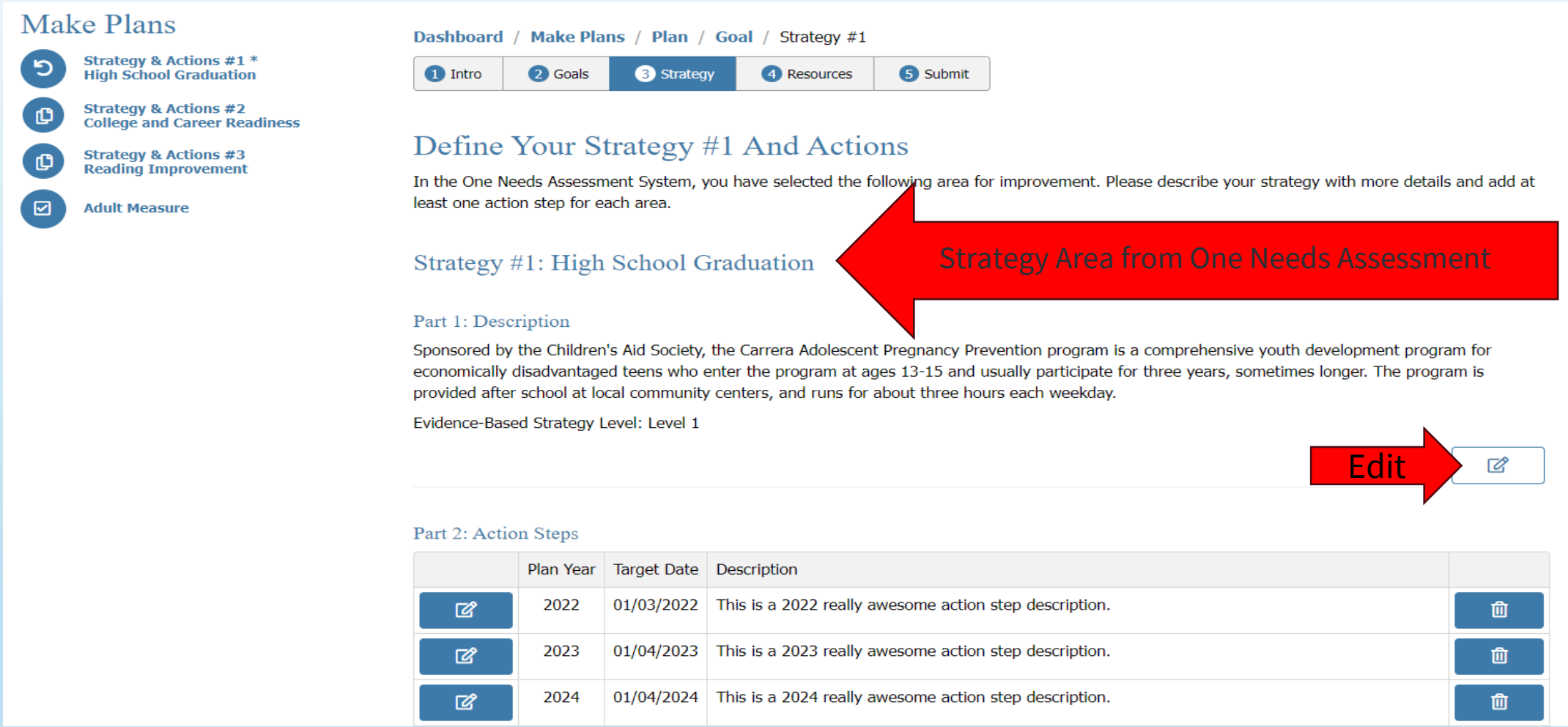

Update Strategy Description in the Plan

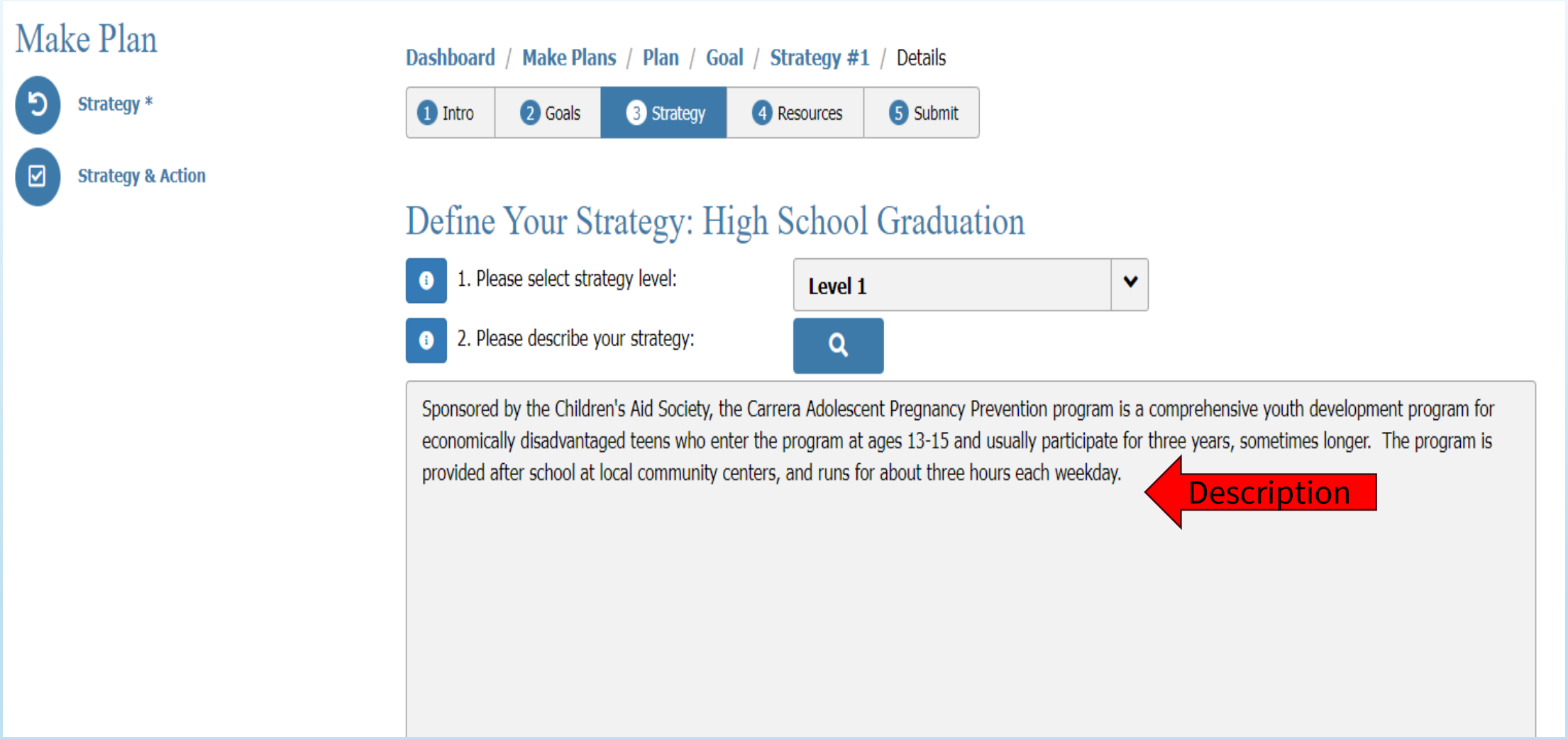

Adding Action Steps

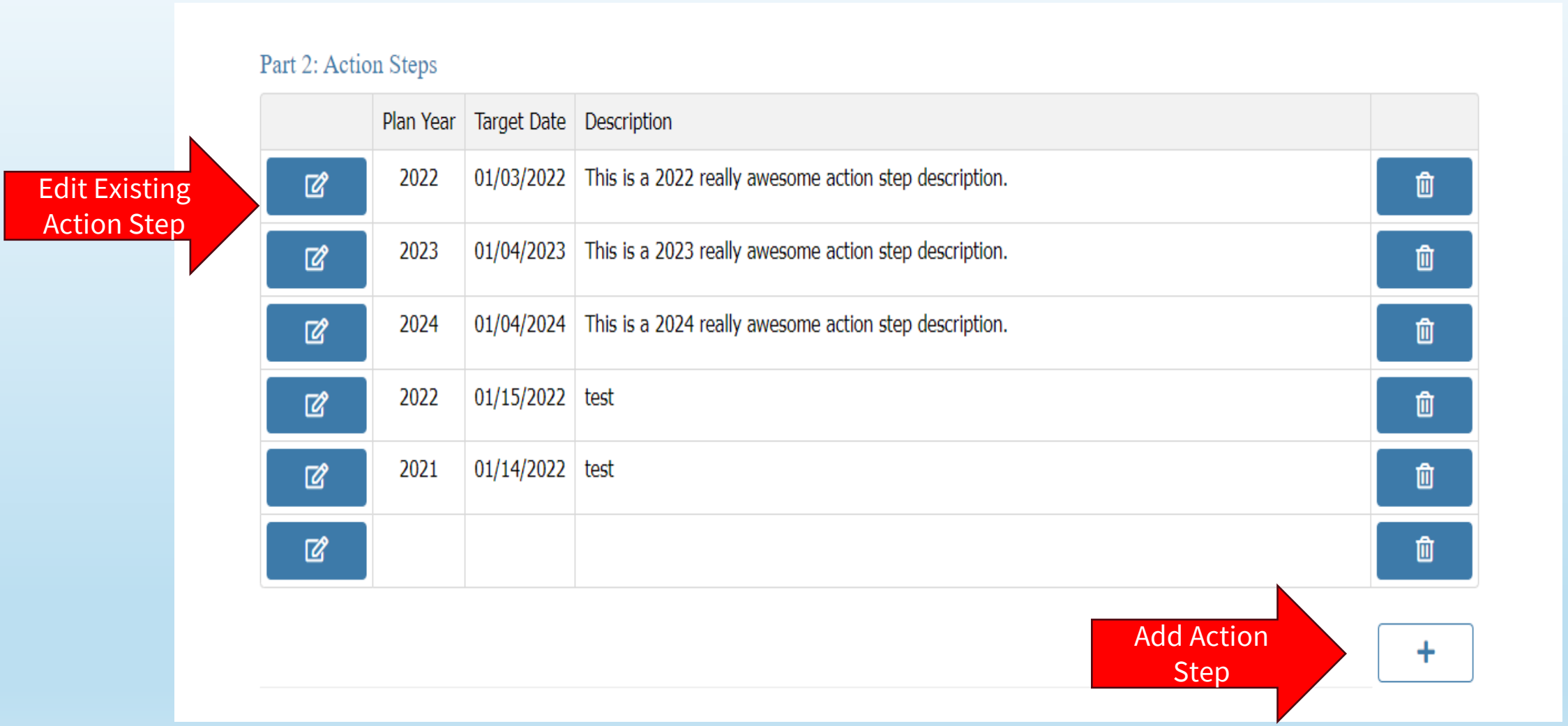

Adding Action Steps to a Strategy

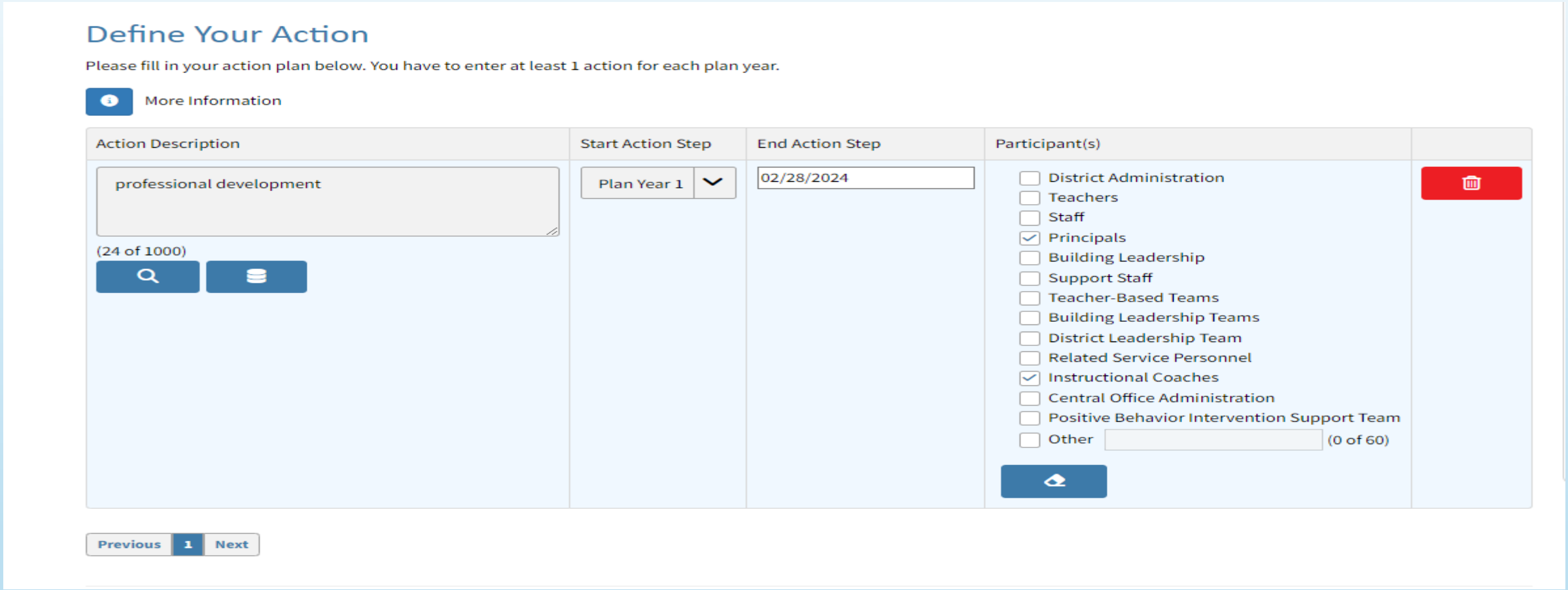

DETERMINING STUDENT MEASURES

- Recommended to have more than one student measure, possibly adult measure
  - All students
  - Who is your student sub-group?
  - Are you a CSI or ATSI building?
  - Depending upon goal, do you need a measure for each subject?
  - Is there a specific grade level you want to compare with all grades?
- Writing more than one measure for each goal will allow you to compare/monitor different variables.

HOW WILL YOU MEASURE IMPLEMENTATION OF PLAN/STRATEGY/ACTION STEPS?

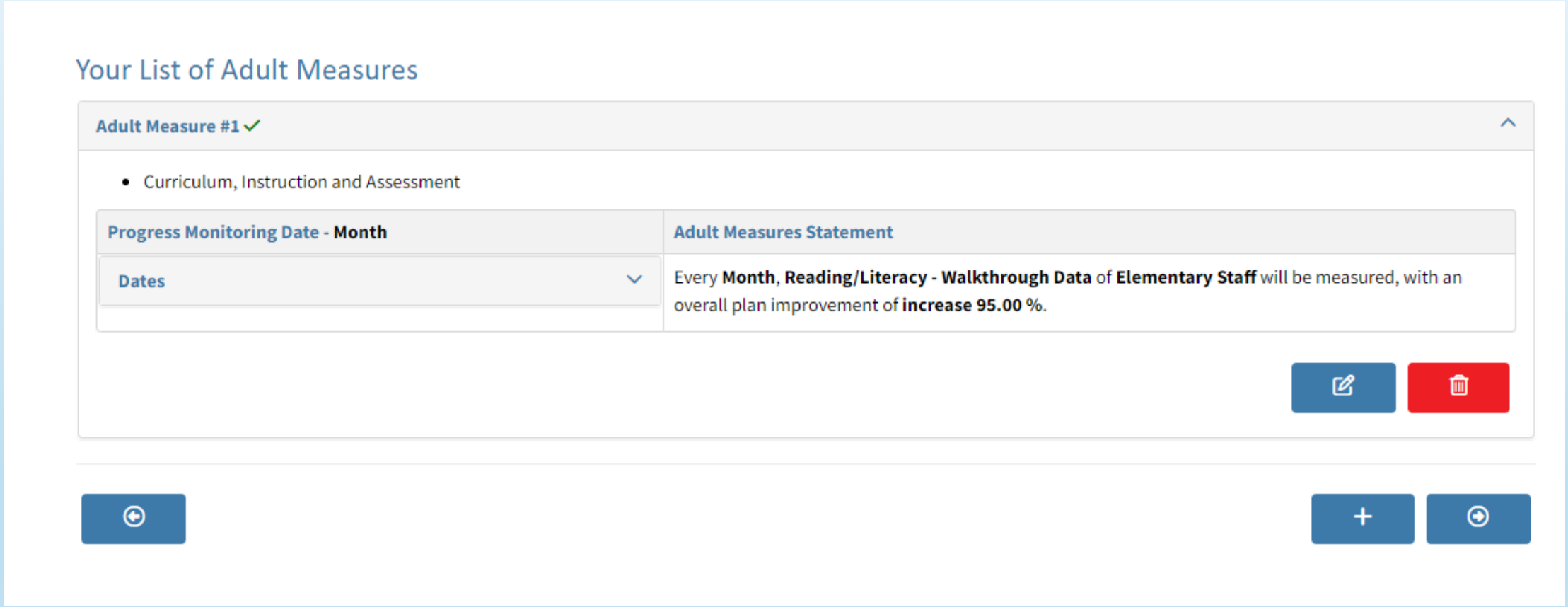

CONNECTING PLAN TO RESOURCES

Adding Fiscal Resources

- Added at Action Step
- Identify Possible Funding Sources for Activity
- Transition to Funding Application for Budget Development



Adding Fiscal Resources to Plan

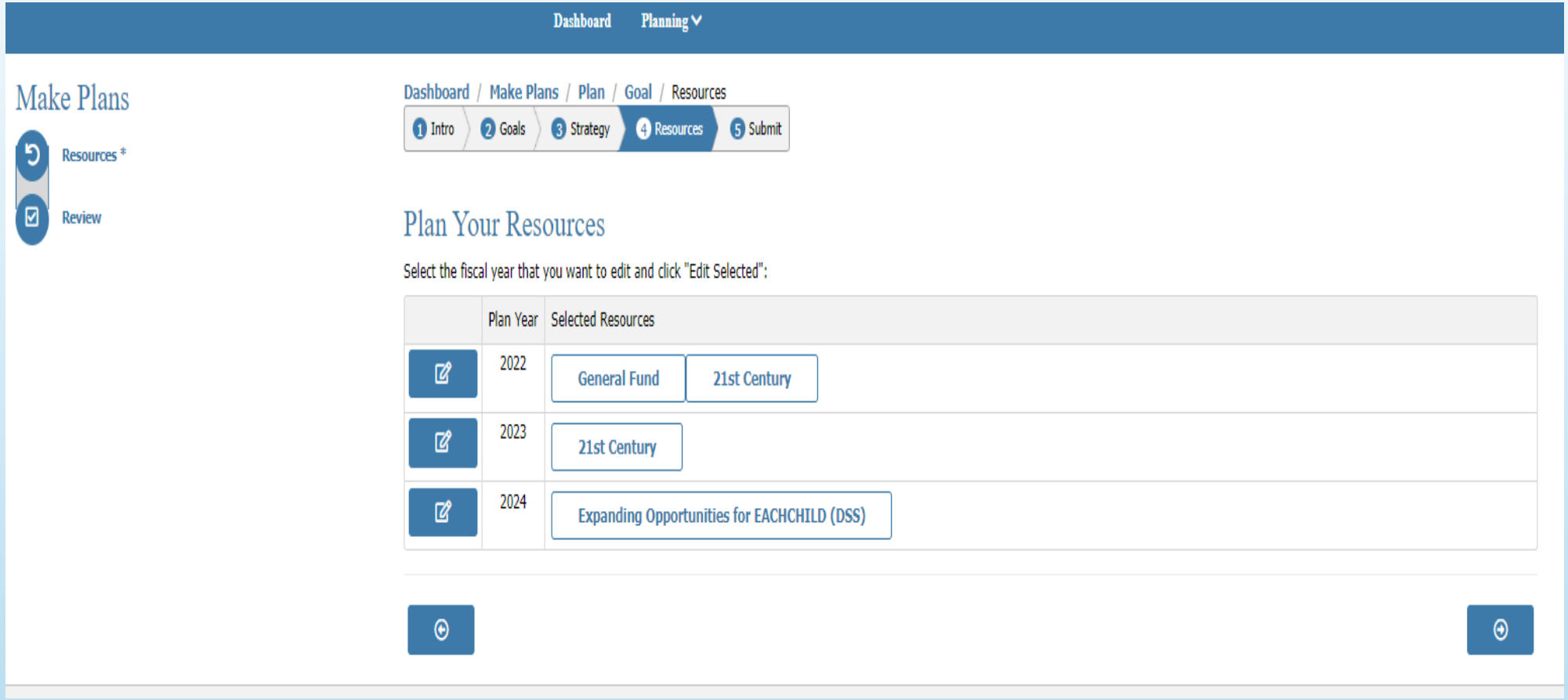

Select plan to update fiscal resources from list. Make sure all consolidated funds are listed for year.

Fiscal Resource Bank

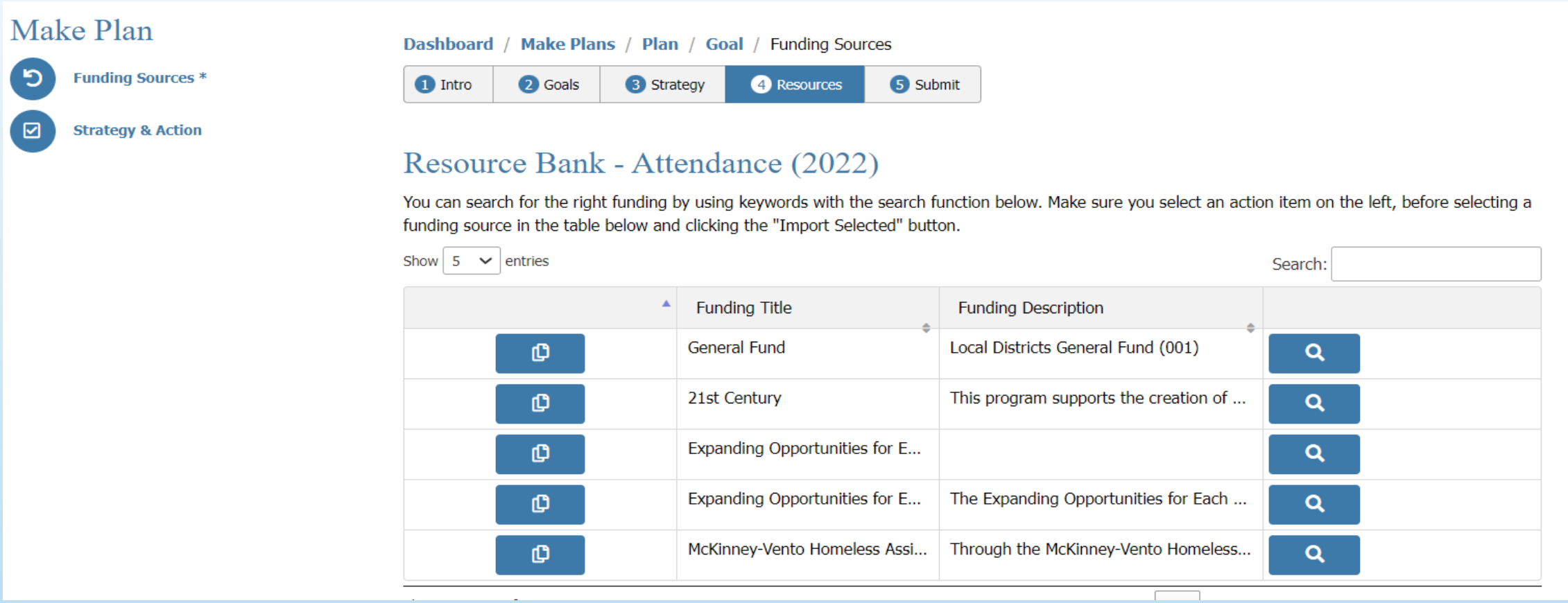

Select the action step/s to add funds and then select the fiscal resource to connect to the action step.

EDSTEPS

Approval Process



PLAN APPROVE STATUS

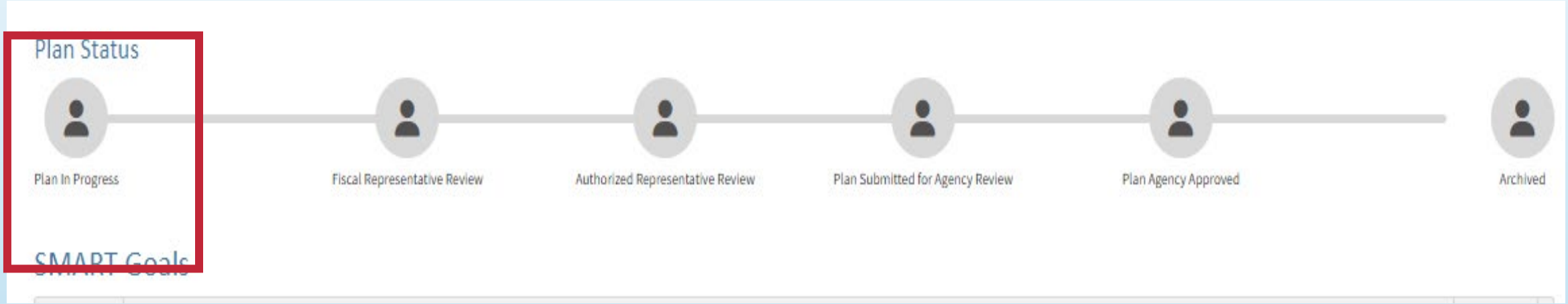

Once you have completed all changes, the plan will go through the approval process again. However, if the plan has received agency approval, it will not go through agency approval on revisions.

REVISION APPROVAL PROCESS

- If the plan has been approved by the agency, revisions do not go through agency approval.
    1. Submit Plan for Approval
    2. Fiscal Representative Review
    3. Authorized Representative Review
    4. Automatically changes to Plan Agency Approved

CAUTION: IF ORIGINAL PLAN HAS NOT BEEN APPROVED

- If the plan has not yet been approved by the agency, contact your federal programs consultant!
- Several Reasons Why This Could Be:
    1. There is a glitch in the system.
    2. Needs a program office to review the plan.
    3. Required changes were made and changes need to be reviewed.

EDSTEPS

Resources



OTHER CLEARINGHOUSE RESOURCES IN HELP LINK

- Blueprints for Healthy Youth Clearinghouse
- Crime Solutions Clearinghouse
- Evidence for ESSA Clearinghouse
- Tier Evidence Clearinghouse
- What Works Clearinghouse

TECHNICAL ASSISTANCE

- One Needs Assessment webpage:

http://education.ohio.gov/Topics/District-and-School-Continuous-Improvement/Federal-Programs/EDSTEPS/One-Needs-Assessment

- If you still have questions, please email us at EDSTEPS.OneNeedsAssessment@education.ohio.gov

NEXT STEPS / IN PROGRESS

- Update Guidance
  - One Needs Assessment
  - One Plan
  - Website
  - Videos
  - Help Statements

QUESTIONS?

OHIO.ORG

Ohio™ THE HEART OF IT ALL™



Department of Education & Workforce

EDUCATION.OHIO.GOV